

ONLINE PROGRAMME

Jan '25 – Aug '25



Draw

# ONLINE PROGRAMME

## ABOUT US

<a href="#">About Draw Online.....</a>	<a href="#">4</a>
<a href="#">About the Draw Patreon.....</a>	<a href="#">5</a>
<a href="#">Draw Patreon benefits.....</a>	<a href="#">6</a>

## LIVE ONLINE CLASSES

<a href="#">Weekly class timetable.....</a>	<a href="#">8</a>
<a href="#">Extended online programme.....</a>	<a href="#">10</a>
<a href="#">Online experimental life drawing.....</a>	<a href="#">12</a>
<a href="#">ETC: Artist Talks.....</a>	<a href="#">12</a>
<a href="#">Online Printmaking.....</a>	<a href="#">13</a>

## COURSES

<a href="#">Online Life Drawing Course.....</a>	<a href="#">14</a>
<a href="#">Online Portrait Drawing Course .....</a>	<a href="#">16</a>
<a href="#">Blogs .....</a>	<a href="#">18</a>

## REFERENCE IMAGES

<a href="#">Draw Patreon photosets.....</a>	<a href="#">20</a>
<a href="#">Life photosets .....</a>	<a href="#">22</a>
<a href="#">Rotation photosets.....</a>	<a href="#">23</a>
<a href="#">Clothed photosets.....</a>	<a href="#">24</a>
<a href="#">Portrait photosets.....</a>	<a href="#">25</a>
<a href="#">Draw Online &amp; In-Person timetable.....</a>	<a href="#">26</a>

# ABOUT DRAW ONLINE

## ABOUT DRAW ONLINE

Welcome to Draw Brighton! We are a non-profit-making group running flexible and affordable drawing, painting & printmaking classes, open to everybody. In this brochure you'll find everything you need to know about the events, courses & classes that we're running from January 2025 through to August 2025.

## THE ONLINE PROGRAMME

This side of the brochure deals with our online programme; for our in-person programme just visit our website [here](#). All of our sessions are run through the community patronage site Patreon, where you pay a monthly membership fee to get tiered access to our live online sessions, recorded classes and reference images. Our live classes can also be booked as one-off sessions via our website, although this is usually a more expensive alternative to Patreon membership. In this section of the brochure you'll find the details of our online sessions and the drawing resources we provide to accompany them. All the times shown in this programme are the UK time - if you're in another time zone please do check your local time using a time-checking site.

## WHAT TO DO IF YOU'RE NEW

If you've never done any online drawing before, you might want to try our resources before committing to a Patreon Tier. You'll find links to free photosets, free introductions to both our online life drawing & portrait drawing courses, and details of the cheapest ways to sign up to our live online sessions here:

[www.drawbrightonnavigator.com/starthere](http://www.drawbrightonnavigator.com/starthere)



## FIND US ONLINE

**Email** [info@draw-brighton.co.uk](mailto:info@draw-brighton.co.uk)

**Website** [draw-brighton.co.uk](http://draw-brighton.co.uk)

**Patreon** [patreon.com/drawbrighton](https://patreon.com/drawbrighton)

**Instagram** [@draw\\_brighton](https://www.instagram.com/draw_brighton)

**YouTube** [@Draw\\_Online](https://www.youtube.com/@Draw_Online)

**Facebook** [search: 'Draw Brighton Community Board'](#)

Sign up to our newsletter via the [Draw Brighton website](#) for monthly updates.

# ABOUT THE DRAW PATREON

The Draw Patreon is our one-stop-shop for life drawing and portrait drawing resources; it is the cheapest way to access our live sessions, pre-recorded Portrait Drawing Course, Life Drawing Course and artists' reference photos.

To access all of these resources you just need to sign up to monthly membership of a Tier, log in to Patreon and you'll find all of the resources at your fingertips. You can cancel your membership or change

your Tier at any time, downgrading to save money or upgrading to increase the resources you can access. On the next spread you'll find a summary of all the benefits you receive on each Tier of the Patreon.

25% of our Patreon income goes directly to our models in monthly royalties, 60% goes into funding the classes & photosets and 15% goes towards subsidising our in-person classes to keep them affordable for everybody, while paying models and tutors fairly.



# DRAW PATREON BENEFITS

	ONLINE PORTRAIT DRAWING <i>Mon 6-8pm</i>	ONLINE LIFE DRAWING <i>Wed 10-11am, 1-2 &amp; 7-8:30pm</i>	ONLINE PORTRAIT CLUB <i>Thurs 7-8pm</i>	REPLAYS <i>Life &amp; portrait replays</i>	BLOGS <i>Tutorials &amp; interviews</i>	PORTRAIT DRAWING COURSE <i>Pre-recorded course</i>	LIFE DRAWING COURSE <i>Pre-recorded course</i>	PHOTOSETS <i>Clothed, life &amp; portrait sets</i>	IN-PERSON DISCOUNT
<b>SUPPORTER TIER</b> £3.60.....monthly £38.88....annually		Last Wed of the month	Every Week	20+ life drawing replays	100+ blogs & interviews	1-Lesson taster	1-Lesson taster	4000+ image archive  1 new set per month	✓
<b>THE PORTRAIT DRAWING TIER</b> £14.40....monthly £155.52..annually	Every Week	Last Wed of the month	Every Week	200+ life & portrait replays	100+ blogs & interviews	Full archive	1-Lesson taster	8000+ image archive  2 new sets per month	✓
<b>THE LIFE DRAWING TIER</b> £30.....monthly £324.....annually	Every Week	Every Week	Every Week	300+ life & portrait replays	100+ blogs & interviews	Full archive	34-lesson course	15,000+ image archive  4+ new sets per month	✓
<b>STUDENT* ALL ACCESS TIER</b> £9.60.....monthly £103.68..annually	Every Week	Every Week	Every Week	300+ life & portrait replays	100+ blogs & interviews	Full archive	34-lesson course	15,000+ image archive  4+ new sets per month	✓

*\*The Student Tier is open to anybody in financial need.*

*Sign up for monthly membership. Cancel, upgrade or downgrade any time.*

# CORE ONLINE PROGRAMME

## WEEKLY SESSIONS

Our weekly drop-in sessions form the core of the online programme. They are the best way to feel connected to other people as you are drawing; sharing a live, online space with an international community of like-minded sketchers. If you're on the Draw Patreon Tier that corresponds to the live session that you'd like to attend then you won't need to book - a link will be posted to the main Patreon page on the day of the session and you can just click on that link to join the Zoom call. If you're not on the right Tier to access the session you can either upgrade to see the link, or book a one-off session via Eventbrite, linked via the main Draw website. If you have any questions you can email us on [info@draw-brighton.co.uk](mailto:info@draw-brighton.co.uk).

## DRAWING ONLINE

Drawing from a model posing live over Zoom is a different experience to drawing in-person. Many people do both, going to in-person classes and supplementing their drawing with our online sessions when they are ill or when they don't have time to travel to an in-person life class. Make sure you've set up comfortably in front of the largest device or screen you have available to get the best possible experience.



# WEEKLY ONLINE TIMETABLE

## MONDAYS

**Online Portrait Drawing** / 6-8pm (UK Time) / £9 (£6 discounts)

With a different clothed model posing each week we start with a 10-minute interview followed by 2 x 45-minute-long portrait poses. Free for Portrait, Life & Student Tiers & recorded for the Patreon archive.

## WEDNESDAYS

**Online Life Drawing\*** / 10-11am (UK Time) / £7 (£5 discounts)

Draw from an unclothed model posing holding 5 x 1min, 5 x 3min & 1 x 30 min poses. Free for Life & Student Tiers.

**Online Life Drawing \*** / 1-2pm (UK Time) / £7 (£5 discounts)

Draw from an unclothed model posing holding 5 x 1min, 5 x 3min & 1 x 30 min poses. Free for Life & Student Tiers.

**Online Life Drawing: Themed\*** / 7-8:30pm (UK Time) / £8 (£5.50 discounts)

Draw from an unclothed model posing holding 5 x 1min, 5 x 3min, 2 x 10min & 1 x 30 min poses. Free for Life & Student Tiers and recorded for the Patreon archive.

## THURSDAYS

**Portrait Club** / 7-8pm (UK Time) / £4

Everybody joining the Zoom call is split into breakout rooms of 4-5 people where they take it in turns to pose for 8-10 minute portraits – everybody draws and everybody poses! Free for all Tiers.

*\*Free for all Tiers on the last Wednesday of the month (£) discounted price for students & low income*


# EXTENDED PROGRAMME

The online extended programme is intended to enrich our weekly programme with a series of recurring events. You'll find all of those sessions summarised on this spread, followed by more details of what each type of event entails on following pages.

## TERMLY EVENTS

The Draw academic year is divided into four seasonal terms. This year the first three terms are themed around different drawing, painting & printmaking media and we are

theming a lot of our online extended programme around those materials, denoted in this summary by three material symbols. You can read more about the themes in the In-Person section of the brochure.

 **Jan - Feb '25**  
WINTER TERM: OIL PAINT


 **March - May '24**  
SPRING TERM:  
PLANOGRAPHIC PRINT




Image by [Scarlett Rebecca](#)

Sun 5th Jan  
3-5pm, [Experimental Life Drawing: Cut-outs and collages](#).....12

Fri 17th Jan   
7pm-8pm, ETC: [Alvin Kofi](#).....12


Sun 19th Jan  
1-4pm, [Zoom Print Club](#).....13

Fri 31st Jan   
7pm-8pm, ETC: [Wendy Barratt](#) .....12

Sun 2nd Feb   
3-5pm, [Experimental Life Drawing: Drawing with oil paint](#).....12


Sun 16th Feb  
1-4pm, [Zoom Print Club](#).....13

Fri 28th Feb   
7pm-8pm, ETC: [Laura Smith](#) .....12

Sun 2nd March   
3-5pm, [Experimental Life Drawing: Monoprinting](#).....12


Fri 28th March   
7pm-8pm, ETC: [Jemma Gunning](#) .....12


Sun 30th March  
1-4pm, [Zoom Print Club](#).....13

Sun 6th April   
3-5pm, [Experimental Life Drawing: Kitchen lithography](#).....12

Fri 25th April   
7pm-8pm, ETC: [Brian Wagner](#) .....12

Sun 27th April  
1-4pm, [Zoom Print Club](#).....13

Sun 4th May   
3-5pm, [Experimental Life Drawing: Monoprinting with oil pastel](#).12

Fri 23rd May   
7pm-8pm, ETC: [Scarlett Rebecca](#).....12

Sun 25th May  
1-4pm, [Zoom Print Club](#).....13

Sun 1st June  
3-5pm, [Experimental Life Drawing: Ink & bleach](#).....12

Sun 29th June  
1-4pm, [Zoom Print Club](#).....13

Sun 6th July  
3-5pm, [Experimental Life Drawing: Contour-free drawings](#).....12

Sun 27th July  
1-4pm, [Zoom Print Club](#).....13

Sun 3rd Aug  
3-5pm, [Experimental Life Drawing: Ink wash figures](#).....12



### EXPERIMENTAL LIFE DRAWING

3pm-5pm (UK time)  
 £9 (£6 or free for Stu. & Life Tiers)  
 Online  
 Sun [5 Jan](#), [2 Feb](#), [2 March](#), [6 April](#),  
[4 May](#), [1 June](#), [6 July](#), [3 Aug](#)

Under the guidance of the artist Emma Prothero, these sessions invite you to discover the diverse capabilities of materials at your fingertips. Each month, you'll be introduced to a new medium, helping you to explore new and exciting approaches to life drawing.

Working with reference photos from the Draw Patreon photo library, Emma will lead you through a series of exercises which will give you the opportunity to push the boundaries of drawing, experimenting with varied mediums and tools to create innovative and unexpected outcomes. Take a look at the calendar on page 10 for a full breakdown of our monthly media.

Taught by Emma Prothero  
[@euprotheroart](https://www.instagram.com/euprotheroart)



### ETC: ARTIST INTERVIEWS

7pm-8pm (UK time)  
 FREE  
 Online  
 Fri [17 Jan](#), [31 Jan](#), [28 Feb](#), [28 March](#),  
[25 April](#), [23 May](#)

Each month Jake Spicer sits down with a different artist to discuss the ideas and attitudes that underpin their practice.

- \* [17 Jan](#) / ETC: [Alvin Kofi](#)
- \* [31 Jan](#) / ETC: [Wendy Barratt](#)
- \* [28 Feb](#) / ETC: [Laura Smith](#)
- \* [28 Mar](#) / ETC: [Jemma Gunning](#)
- \* [25 Apr](#) / ETC: [Brian Wagner](#)
- \* [23 May](#) / ETC: [Scarlett Rebecca](#)

Led by Jake Spicer  
[@jakespicerart](https://www.instagram.com/jakespicerart)  
[jakespicerart.co.uk](https://www.jakespicerart.co.uk)



### ZOOM PRINT CLUB

1pm-4pm (UK time)  
 £4 (or free for [Scarlett's Patreon](#))  
 Online  
 Sun [19 Jan](#), [16 Feb](#), [30 March](#), [27 April](#),  
[25 May](#), [29 June](#), [27 July](#)

Print Club is untutored, monthly online printmaking session where anybody with an interest in printmaking can log in to work alongside one another in a shared Zoom studio. Scarlett hosts the session and will be on hand to answer your printmaking questions or address any printmaking troubleshooting problems you may have.

Throughout the session we will be chatting about our work, exhibitions we've seen recently and the price of ink, all while we work from our own home spaces. We start the session with a short recap of what we have each been working on for the past month end the session by setting a goal for the next month.

Led by Scarlett Rebecca  
[@scarlettbecca](https://www.instagram.com/scarlettbecca)  
[scarlettbecca.co.uk](https://www.scarlettbecca.co.uk)



### SCARLETT REBECCA'S PRINTMAKING PATREON

Anytime  
 £0-£10+ VAT per month  
 Online via Scarlett's Patreon  
[patreon.com/scarlettbecca](https://www.patreon.com/scarlettbecca)

If you've always wanted to try printmaking at home but don't have access to a dedicated workshop, you can now join Scarlett's printmaking Patreon to access her library of tutorial videos and worksheets, and also get access to Scarlett's online printmaking community on Zoom and Discord. Developed during Scarlett's time as relief & lithography technical demonstrator at Brighton University, these in-depth but accessible introductions to relief, planographic and intaglio processes are a great way to get into printmaking. Scarlett's Patreon resources are designed for people with no printmaking experience and for those with some experience who want to develop their practice.

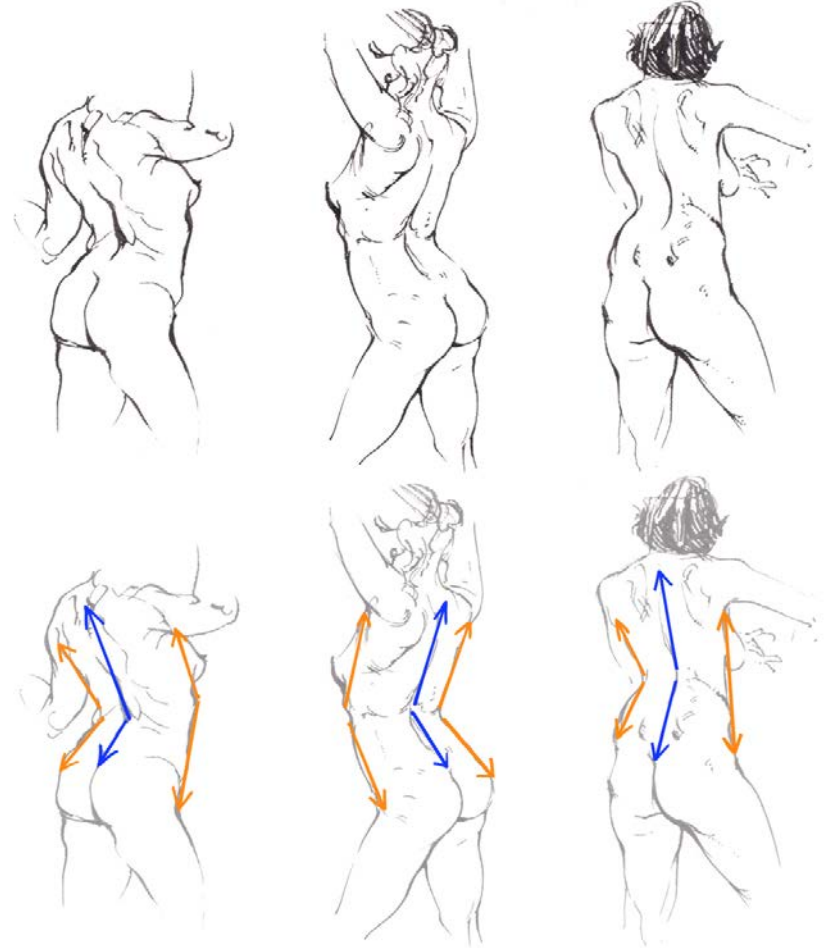
Taught by Scarlett Rebecca  
[@scarlettbecca](https://www.instagram.com/scarlettbecca)  
[patreon.com/scarlettbecca](https://www.patreon.com/scarlettbecca)

# ONLINE LIFE DRAWING COURSE

The Online Life Drawing Course is a complete, pre-recorded life drawing course devised by Lancelot Richardson. It is intended to be used while practicing from our online sessions, in-person life drawing classes in your local area and our own reference photosets. Here are the topics covered in the course:

1. Introduction
2. Contour & Line
3. Negative Space
4. Tone
5. Hatching
6. Cross Hatching
7. Ink & Wash
8. Tonal Value
9. Tonal Shapes
10. Tonal Edges
11. Subtractive Tone
12. Midtone Papers

13. Problem Solving Pt 1
14. Problem Solving Pt 2
15. Christmas Special
16. Gesture Pt 1
17. Gesture Pt 2
18. Form
19. Weight
20. Balance
21. The Figure in Context
22. Foreshortening
23. Illusions of Depth
24. Introduction to Anatomy
25. The Head
26. Neck and Shoulders
27. The Torso
28. The Back
29. Hips & Genitals
30. Legs
31. Feet
32. Arms
33. Hands
34. Fat & Skin Folds
35. Skin Tone & Colour
36. Body Hair



For each topic Lancelot has produced a 1-hour tutorial video, a blog post and 1-hour in-depth demonstration video. You can choose whether to dip into those tutorials to solve drawing problems as they arise, or to work through the course from start to finish, requesting input from Lance via our feedback channels. This popular course has helped

hundreds of people to improve their figure drawing and we've made the blog version available to anybody on the Supporter & Portrait Tier. The full video version of the course is available to everybody on the Life & Student Tiers.



# ONLINE PORTRAIT DRAWING COURSE



Our online portrait drawing course is pre-recorded and released on the Draw Patreon. It is arranged in terms and has been devised by the head tutor of Draw, Jake Spicer. The course is open anybody who wants to improve their observational

figure drawing and is designed for people of all abilities, with core exercises that are suitable for complete beginners and developed exercises for more experienced students. The video tutorials are intended to be used alongside our live online sessions, replays or photosets

and could also be used to accompanied real-life untutored drawing sessions. The course can be immediately accessed by anybody on the Portrait, Life & Student Tiers with the first class available for free via the link at the start of this brochure.

## TERM 1: LEARNING TO SEE

The first term will teach you to see your model's face more clearly by developing a deeper awareness of contour, shape and tone. The aim of the course is not to teach a single method of drawing but to propose drawing exercises that help you look at a person in a variety of different ways. If you find yourself enamoured of a particular exercise and want to spend three months riffing off of a single week's lesson, then that is

great. You can pick the course up again when you are ready, knowing the course will still be waiting here for you. Here are the lessons that are currently available on Patreon:

### 1: Seeing without prejudice

*Available now*

### 2: Horizons of the face

*Available now*

### 3: Cutouts

*Available now*

### 04: Constellations

*Available now*

### 05: Boundaries

*Available now*

### 06: Distances

*Available now*



Check out the Draw Patreon for more updates on the release dates for future lessons.



## BLOGS

All of our Patreon supporters get access to our full archive of over 100 blog posts and interviews, ranging from instructional blogs on some of the trickier aspects of portrait drawing to inspirational posts about historical & contemporary artworks.

We have articles written by a variety of guest tutors including Jake Spicer, Lancelot Richardson, Shelley Morrow, Laura Ryan, Scarlett Rebecca, Megan Snyder & Tim Patrick as well as PDF versions of our publication The Draw Journal.



### MATERIALS

Introductions to graphite, charcoal, water-soluble materials and conte crayon by Lancelot Richardson.



### HOW TO DRAW GUIDES

Three-part series on how to draw from photo reference by Jake Spicer.



### SKETCHBOOK PROMPTS

Creative strategies by Laura Ryan when you need an artistic refresh.



### PRINTMAKING 101

A guide to the main types of printmaking by Scarlett Rebecca.



### DRAWING LANDSCAPES

Tips from Lancelot Richardson and Jake Spicer on landscape drawing.



### STUDY GUIDES


Tips from Lancelot Richardson on how to study anatomy using historical artworks.

# REFERENCE IMAGES

The Draw Patreon was originally set up with the dual purpose of both providing high quality life drawing & portrait reference to artists during lockdown and giving models an ongoing income while they were without work. We have since developed one of the largest libraries of professionally photographed artist's reference on the internet and continue to pay our 65 core life models an ongoing monthly royalty for their contributions.

By signing up to the Patreon you'll have tiered access to our library of 15,000+ images as reference for your own drawing, painting and sculpture.

As a Patreon supporter you are welcome to combine or alter the images to create reference for your work and to sell original artworks informed by our reference photos without needing to credit Draw. Here is a taster of some of our most popular sets:



## DRAWING CIRCUS

Reference images of dramatic costumed tableau taken at our live, themed drawing sessions.



## ANATOMY STUDIES

Close up photo reference cropped to accompany our tutored life drawing course.



## LEMONADE

A special series art-directed by artist Laura Ryan evoking unnerving and whimsical themes.



## DRAWVERSITY

Part of Jade Hylton's initiative to make life modelling more welcoming to models of colour.



## BUBBLEGUM BOUGUEREAU


A stylised collection of group poses referencing the paintings of William-Adolphe Bouguereau.



## SEASONAL PHOTO-SETS

Each year we release special photo-sets for Halloween, Easter and Christmas!

## LIFE PHOTOSETS



With a new set released every month for the all-access Life & Student Tiers, our unclothed 'Life' photosets have been shot by photographers Olly Hearsey at The Brighton Studio and Justyna Neryng in the Draw studio. The

sets feature models with a wide range of body shapes and include straight-on views that reflect poses you might see in a life class to more unusual overhead & foreshortened views and poses that feature more than one model.

## ROTATION PHOTOSETS

Our rotation sets were originally developed to help sculptors working from home make clothed, unclothed & portrait sculptures from reference but we've since found they are popular with artists working in 2D and 3D media alike. Our early photo-sets include 8 photos per rotation

but following feedback we've increased that to 26 different angles, recording the poses from a high angle as well as straight on. We now have over 150 full-body rotations of 40 different models on the Draw Patreon for you to work from, accessible across a variety of Tiers.



## CLOTHED PHOTOSETS

Our clothed photo-sets range from elaborately costumed and themed group poses to photos of models in every-day outfits enacting ordinary day-to-day tasks. We release a new clothed

photo-set each month for all of our supporters and we are planning a range of brand new themed photosets for the year ahead! Keep an eye on our social media for details.



## PORTRAIT PHOTOSETS



Our portrait sets are our most popular source of reference, featuring 65 different models with each set including a variety of head angles & expressions, including full rotations. The high-resolution photo-sets can

be used for general drawing practice or for developing more in-depth personal work. Patreon supporters have permission sell work made from the photo-sets or to use the artwork made for any commercial purposes.

# DRAW ONLINE & IN-PERSON

# WEEKLY TIMETABLE JAN-AUG '25

<b>MON</b>						6 - 8pm <b>Portrait drawing</b>
<b>TUES</b>				Portrait drawing replay released		6:30 - 8:30pm <b>Portrait Club*</b>  <i>*Open House pub</i>
<b>WED</b>	10 - 11am <b>Life Drawing</b>		1 - 2pm <b>Life Drawing</b>			7 - 9pm <b>Life Drawing</b>  7 - 8:30pm <b>Life Drawing</b>
<b>THURS</b>	10am - 12 noon <b>Tutored Drawing*</b>  <i>*Sep '24 - May '25</i>		1pm - 3pm <b>Life Drawing*</b>  <i>*Sep '24 - May '25</i>		Life drawing replay released	7 - 9pm <b>Life Drawing</b>  7 - 8pm <b>Prt. Club</b>
<b>FRI</b>	Photo-set released					7pm - late <b>Special events</b>  <i>See full programme</i>
<b>SAT</b>	10am - 5pm <b>Special events</b>  <i>See full programme</i>					
<b>SUN</b>	10am - 5pm <b>Special events</b>  <i>See full programme</i>					

## KEY

ONLINE EVENTS

IN-PERSON EVENTS